



# PENNSYLVANIA'S SCHOOL BUS STOPPING LAW

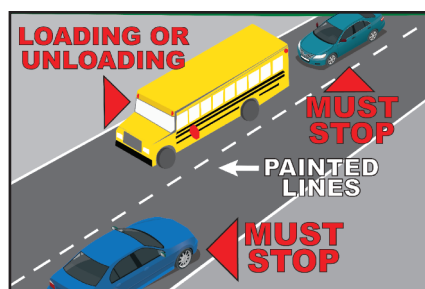
## *Keeping Children Safe*

### PENNSYLVANIA'S SCHOOL BUS STOPPING LAW

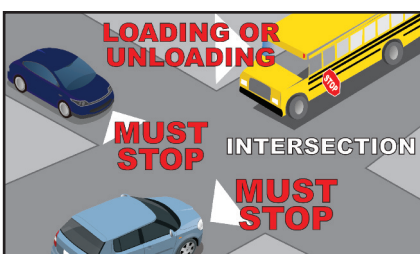
- ◆ When you meet or overtake a stopped school bus with red signal lights flashing and stop arm extended, you **MUST STOP**.
- ◆ When you approach an intersection where a school bus is stopped with red signal lights flashing and stop arm extended, you **MUST STOP**.
- ◆ You **MUST STOP** at least ten (10) feet away from the school bus.
- ◆ You **MUST WAIT** until the red lights have stopped flashing and the stop arm has been withdrawn before moving.
- ◆ **DO NOT MOVE** until all the children have reached a place of safety.

### KNOW YOUR RESPONSIBILITIES

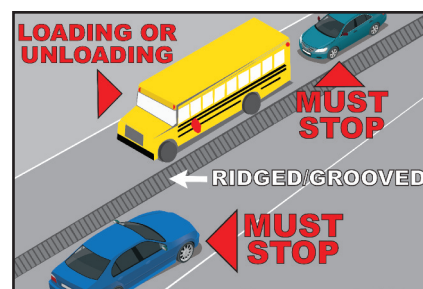
- ◆ 1.5 million children are transported on Pennsylvania roads each day.
- ◆ These children are transported approximately 400 million miles to school each year.
- ◆ Every year, children are needlessly injured or killed by drivers passing stopped school buses.



You **MUST STOP** on roadways with painted lines.



You **MUST STOP** at an intersection, whether it is or is not marked with a stop sign. All traffic **MUST STOP**.



You **MUST STOP** on roadways with ridged/grooved dividers.

***Our Children's Safety Is In Your Hands.***



# SCHOOL BUS STOPPING LAW

## PENALTIES

If you are convicted of violating Pennsylvania's School Bus Stopping Law, you will receive all of the following penalties:

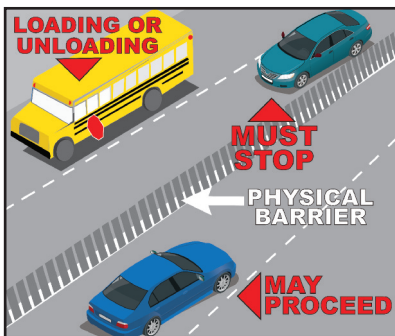
- ◆ 60-Day Driver's License Suspension
- ◆ Five (5) points on your driving record
- ◆ \$250 Fine

Annually, more than 700 drivers are convicted for passing a stopped school bus with its red lights flashing.

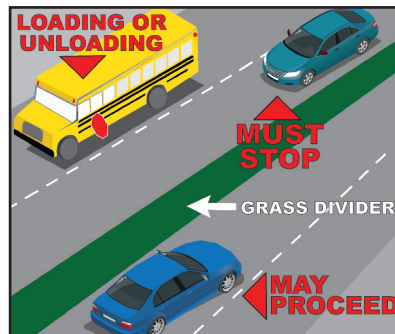
## SEPARATE ROADWAYS

Drivers may proceed on a highway with clearly defined dividing sections or physical barriers providing separate roadways. This only applies when the school bus is on the opposite side of the road.

*If In Doubt, STOP!*



Physical barriers include concrete median barriers, metal median barriers, guide rails, etc.



Clearly indicated dividing sections include trees or shrubs, rocks or boulders, a stream, grass, etc.



***Our Children's Safety Is In Your Hands.***

For more information on Pennsylvania's School Bus Stopping Law, including an animated graphic demonstrating when you must stop, visit [www.penndot.gov/safety](http://www.penndot.gov/safety) and click on "Traffic Safety & Driver Topics" and then "School Bus Safety".